


# Bartram



# Trail High School

## Schoology and Zoom Help Guide for Distance Learners

# 10/2020

For more assistance please email one of the following people:

[Katherine.Chambers@stjohns.k12.fl.us](mailto:Katherine.Chambers@stjohns.k12.fl.us), [Kerri.Sands@stjohns.k12.fl.us](mailto:Kerri.Sands@stjohns.k12.fl.us),

[suzy.smith@stjohns.k12.fl.us](mailto:suzy.smith@stjohns.k12.fl.us), [Amy.Huber@stjohns.k12.fl.us](mailto:Amy.Huber@stjohns.k12.fl.us),

# BARTRAM TRAIL HIGH SCHOOL

## *Bell Schedule 2020-2021*

### **MONDAY, TUESDAY, THURSDAY, FRIDAY**

|   |                     |
|---|---------------------|
| First Bell  | 9:13am              |
| 1 <sup>st</sup> Period  | 9:20 am – 10:05 am  |
| 2 <sup>nd</sup> Period  | 10:10 am – 10:55 am |
| 3 <sup>rd</sup> Period  | 11:00 am – 11:45 am |
| 4 <sup>th</sup> Period  | 11:50 am – 1:20 pm  |
| 1 <sup>st</sup> Lunch: 11:45am – 12:15pm<br>2 <sup>nd</sup> Lunch: 12:18pm – 12:48pm<br>3 <sup>rd</sup> Lunch: 12:50pm – 1:20pm |                     |
| 5 <sup>th</sup> Period  | 1:25 pm – 2:10 pm   |
| 6 <sup>th</sup> Period  | 2:15 pm – 3:00 pm   |
| 7 <sup>th</sup> Period  | 3:05 pm – 3:50 pm   |

### **WEDNESDAY EARLY RELEASE**


**Bartram Trail High School  
New Wednesday Bell Schedule thru December**

|                                       |                      |
|---------------------------------------|----------------------|
| <b>First Bell</b>                     | <b>9:13</b>          |
| <b>1<sup>st</sup> Period</b>          | <b>9:20 – 9:50</b>   |
| <b>2<sup>nd</sup> Period</b>          | <b>9:55 – 10:20</b>  |
| <b>3<sup>rd</sup> Period</b>          | <b>10:25 – 10:50</b> |
| <b>4<sup>th</sup> + announcements</b> | <b>10:55 – 12:25</b> |
| <b>1<sup>st</sup> Lunch</b>           | <b>10:50 – 11:20</b> |
| <b>2<sup>nd</sup> Lunch</b>           | <b>11:23 – 11:53</b> |
| <b>3<sup>rd</sup> Lunch</b>           | <b>11:55 – 12:25</b> |
| <b>5<sup>th</sup> Period</b>          | <b>12:30 – 12:55</b> |
| <b>6<sup>th</sup> Period</b>          | <b>1:00 – 1:25</b>   |
| <b>7<sup>th</sup> Period</b>          | <b>1:30 – 2:00</b>   |

## **BTHS Bear Distance Standards**

**Each student will:**

- **Attend each class during your assigned class time**
- **Complete attendance for each period of the day during class time**
- **Attend all conferences or Zoom meetings during the class time**
- **Communicate with your teacher to learn how to submit work in the format required by your teacher**
- **Complete assignments, quizzes and other assessments and submit on time**
- **Message your teacher if you are having technical issues during the class time**



# Schoology – Learning System Login

This year all students and teachers will be using Schoology. Teachers will be posting all assignments and events for every class. Make sure to check Schoology each day. Your username and password is the same as Home Access. Please see the form you get today for your username and password.

Here is how to sign up for access on a computer.

Open a web browser and type in **stjohnsschools.schoology.com**

Type in your s number @stjohns.k12.fl.us

Work or school, or personal Microsoft account

s1234567@stjohns.k12.fl.us

Password

Keep me signed in

Sign in Back

It will redirect you to a second page...



## Single Sign On

Type your user name and password.

User name: s1234567 Example: Domain\username

Password:

Sign In

Type in your s number only

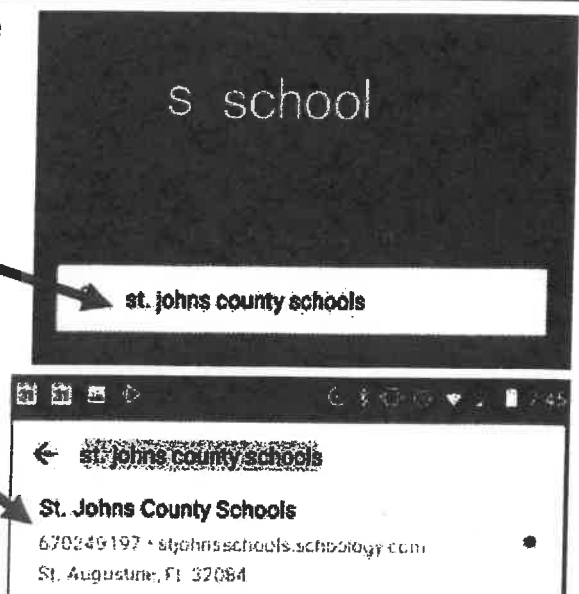
Type in your Home Access Password

Click Sign In

Use the login form above to access the following systems: Office 365, Sunshine Connections, PEER, Clever.com, CPALMS, eIPEP, ELA Formative Assessments (Grades K-8), Florida School Leaders, Item Bank and Test Platform (IBTP), and PMRN.

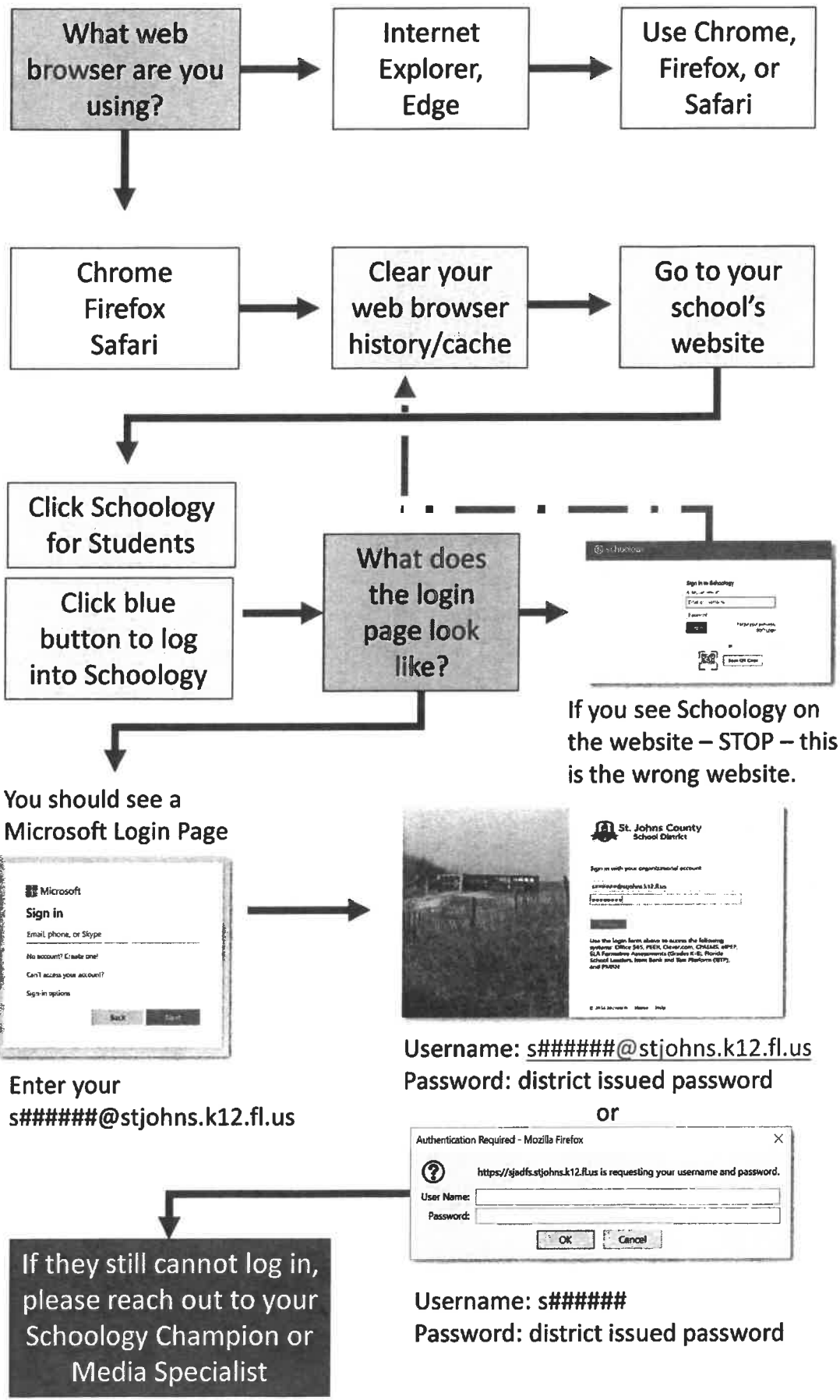
You can also access Schoology on your phone. Make sure you follow these directions carefully.

1. Go to iTunes (iPhones) or to the Google Play Store (Android). Download and install the app.
2. Open the app and it will ask for your school or domain. Type in St. Johns County Schools
3. A listing will come up and you will want to select this one that has St. Augustine as the city.
4. You will follow the same directions as above with a computer login... first page you will enter your s number @stjohns.k12.fl.us
5. It will redirect you and then you will type in your s number and Home Access Password



# Schoology Support

## STUDENT eDITION



What web browser are you using?

Internet Explorer, Edge

Use Chrome, Firefox, or Safari

Chrome Firefox Safari

Clear your web browser history/cache

Go to your school's website

Click Schoology for Students


Click blue button to log into Schoology

What does the login page look like?



If you see Schoology on the website – STOP – this is the wrong website.

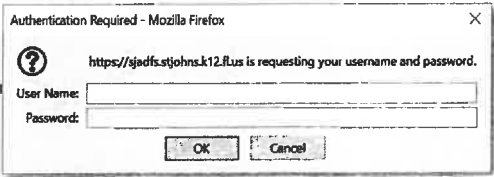
You should see a Microsoft Login Page



Enter your s#####@stjohns.k12.fl.us

Username: s#####@stjohns.k12.fl.us  
Password: district issued password

OR



Username: s#####  
Password: district issued password

If they still cannot log in, please reach out to your Schoology Champion or Media Specialist

# Student access to Zoom in Schoology

It is important that students gain access through Courses, in order to properly authenticate the student district Zoom account. Students will need to join conferences that are created in Schoology. Do not use zoom.com to create/join any conferences for students nor use your personal account. Students will not have the ability to use Zoom.com.

Web Development Principles Hon: Section 9-7  
Bertram Trail High School

Materials

- Zoom Conferences
- Remote Access Sessions (Distance Learning students only)

Upcoming

- Wednesday, October 21, 2020
- D4S Oct 21 11:59 pm
- Wednesday, November 18, 2020
- D4S Nov 18 11:59 pm
- Wednesday, December 9, 2020
- D4S Dec 9 11:59 pm
- Wednesday, January 13, 2021

Web Development Principles Hon: Section 9-7

Zoom Conferences

Zoom Conferences

## Zoom Conferences



Your current Time Zone is (GMT-04:00) Eastern Time (US and Canada). ↗

### Upcoming Meetings

### Previous Meetings


Get Training

| Start Time       | Topic                                       | Meeting ID  | Join | Initiation |
|------------------|---|-------------|------|------------|
| Today<br>3:05 PM | Web Development Principles Hon: Section 9-7 | 978 6206 10 | Join | Initiation |

1

# Students Using Zoom: Are you seeing an authentication error message?


When system dialog prompts, click **Open Zoom Meetings**.



When system dialog prompts, click **Open Zoom Meetings**.


You should only have to do these steps once!

Click "Sign in to Join"



Copyright ©2020 Zoom Video Communications, Inc. All rights reserved. Privacy & Legal Policies

Click "Sign in with SSO"



Type "sjcsd-us" into the Company Domain

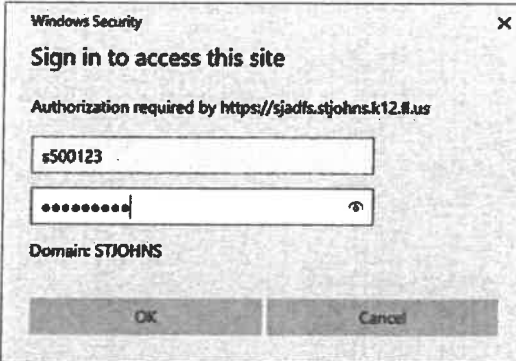
Click "Continue"





Type student  
username and  
password into  
the security  
box

Click "OK"



Windows Security

Sign in to access this site

Authorization required by <https://sjadfs.stjohns.k12.fl.us>

s500123

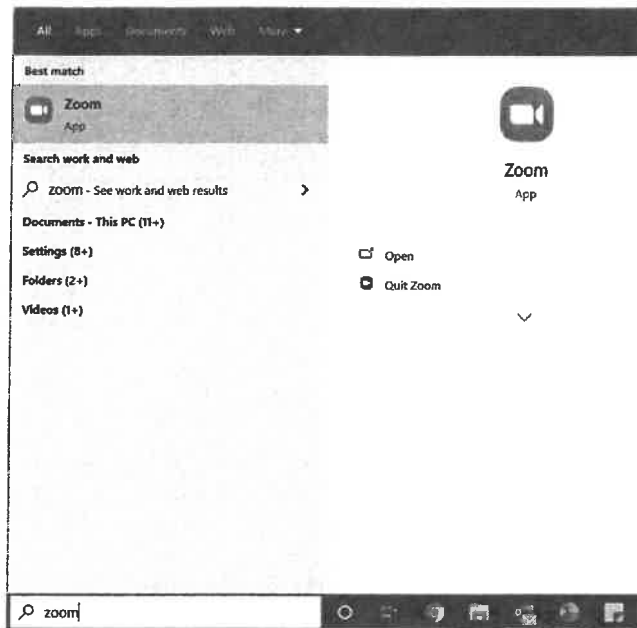
••••••••

Domain: STJOHNS

OK Cancel

Still not working?

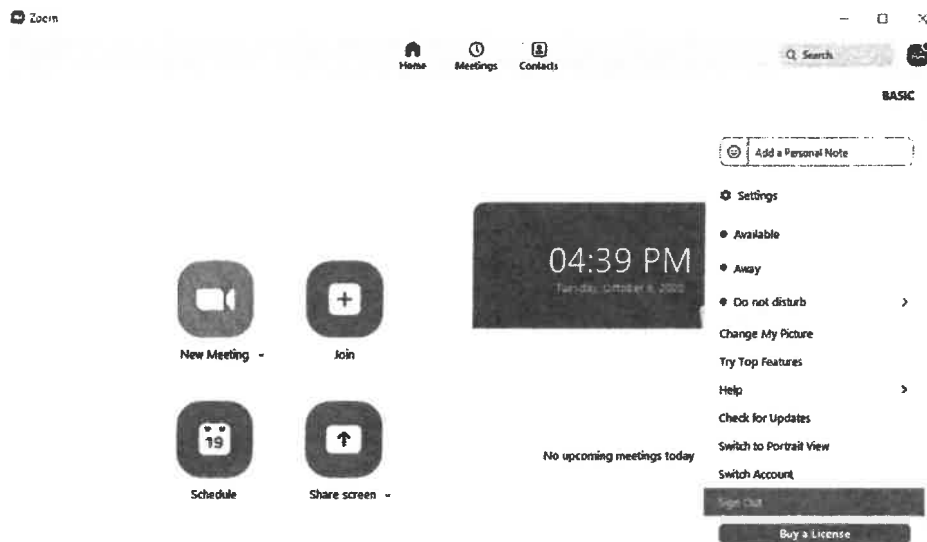
Open zoom  
from windows



Sign out of  
existing Zoom  
accounts.

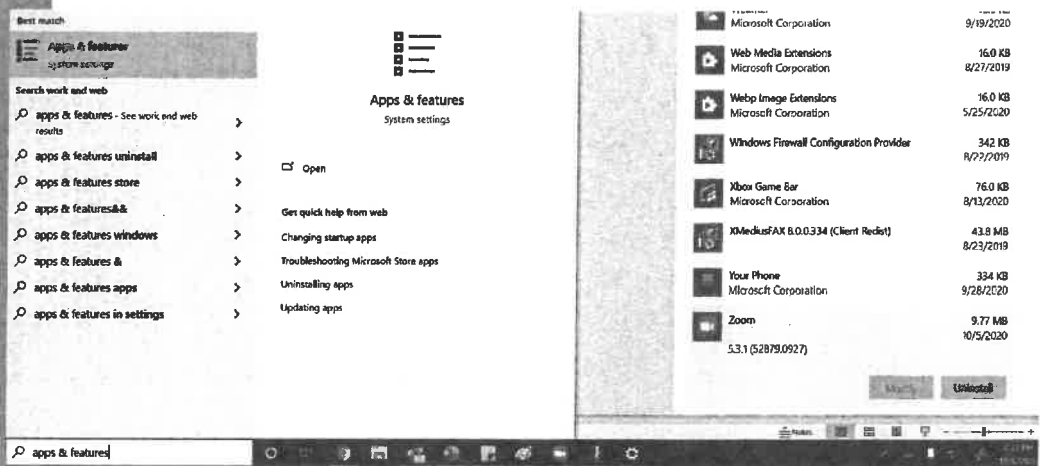
Close the APP

Go back to  
Schoology and  
try again from  
the materials  
page.



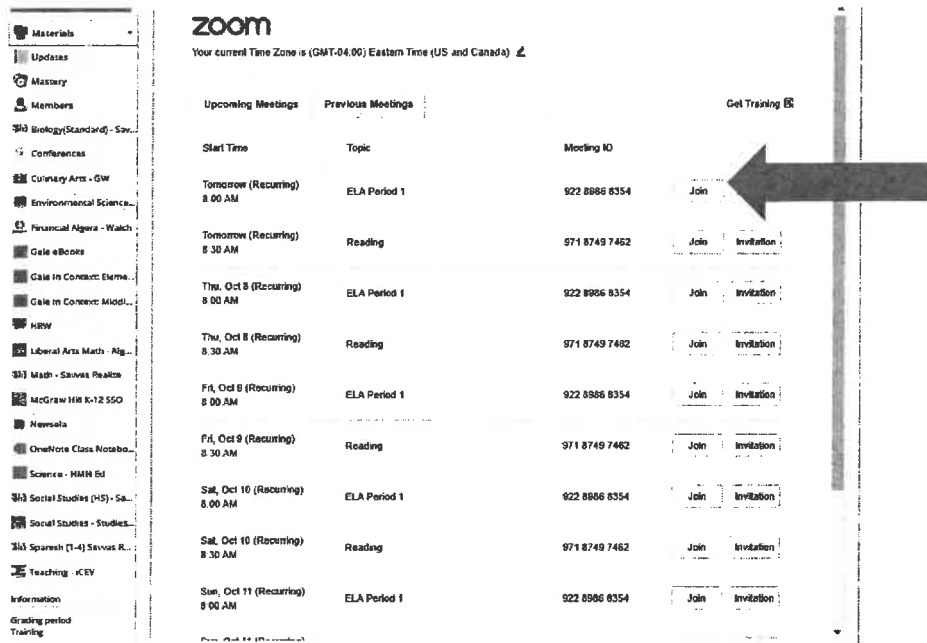
# Logging out didn't work?

If it is your personal computer, uninstall Zoom, restart computer, then access from course material on Schoology



# Student's access to Zoom

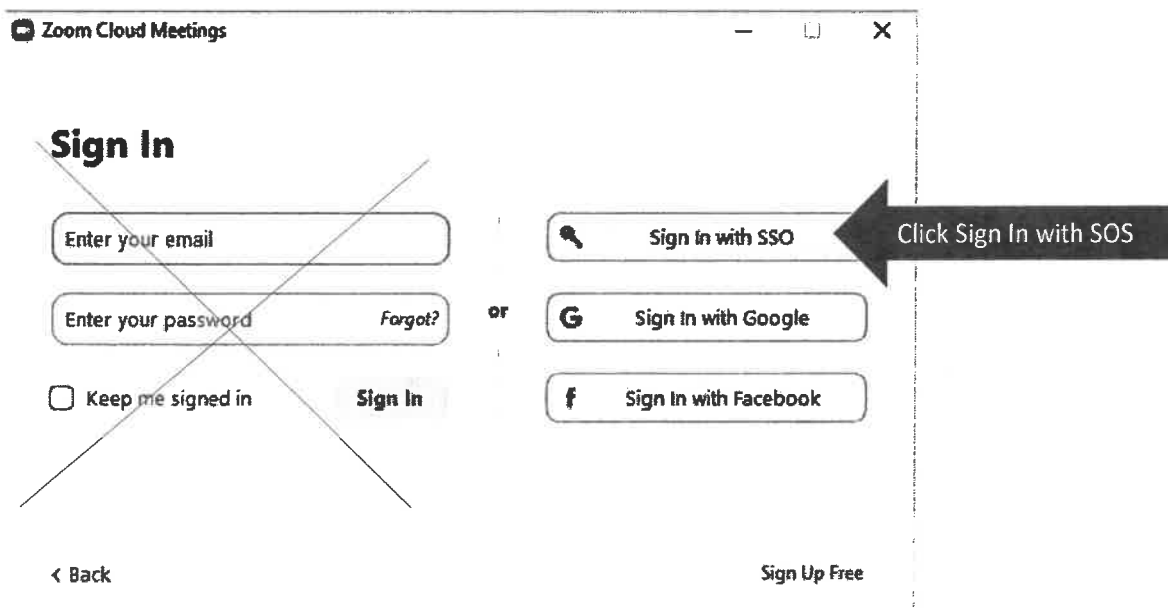
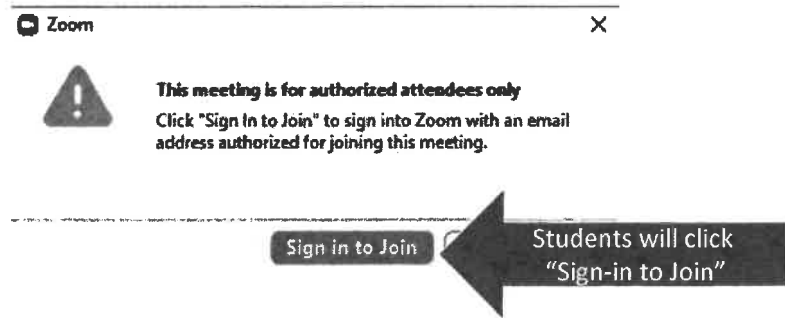
## Students will enter Zoom via Materials



The screenshot displays the Zoom web interface. On the left is a sidebar menu with categories like Materials, Updates, Mastery, Members, and Conferences. The main content area is titled 'zoom' and shows a table of 'Upcoming Meetings'. A large black arrow points from the right towards the 'Join' button in the first row of the table.

| Start Time                         | Topic        | Meeting ID    | Join | Invitation |
|------------------------------------|--------------|---------------|------|------------|
| Tomorrow (Recurring)<br>8:00 AM    | ELA Period 1 | 922 8886 8354 | Join | Invitation |
| Tomorrow (Recurring)<br>8:30 AM    | Reading      | 971 8749 7462 | Join | Invitation |
| Thu, Oct 8 (Recurring)<br>8:00 AM  | ELA Period 1 | 922 8886 8354 | Join | Invitation |
| Thu, Oct 8 (Recurring)<br>8:30 AM  | Reading      | 971 8749 7462 | Join | Invitation |
| Fri, Oct 9 (Recurring)<br>8:00 AM  | ELA Period 1 | 922 8886 8354 | Join | Invitation |
| Fri, Oct 9 (Recurring)<br>8:30 AM  | Reading      | 971 8749 7462 | Join | Invitation |
| Sat, Oct 10 (Recurring)<br>8:00 AM | ELA Period 1 | 922 8886 8354 | Join | Invitation |
| Sat, Oct 10 (Recurring)<br>8:30 AM | Reading      | 971 8749 7462 | Join | Invitation |
| Sun, Oct 11 (Recurring)<br>8:00 AM | ELA Period 1 | 922 8886 8354 | Join | Invitation |

# Trouble Shooting Student Zoom



- Students will enter sjcsd-us

## Sign In with SSO

Company Domain  .zoom.us

[I do not know the company domain](#)

Continue

[← Back](#)

The screenshot shows a web browser window with the Zoom logo and navigation menu at the top. The main heading is "Confirm your email address". Below it, a message says "Welcome! Please confirm your email below to get started." and displays the email address "zjohns.k12.fl.us". A button labeled "Confirm your email address" is visible. A large grey arrow points from the text "Click Confirm email" to this button. On the right side, there is a text block explaining that students must use their Office 365 School District Email with their Active Directory Username and Password (HAC/Schoolology Login).

Click Confirm email

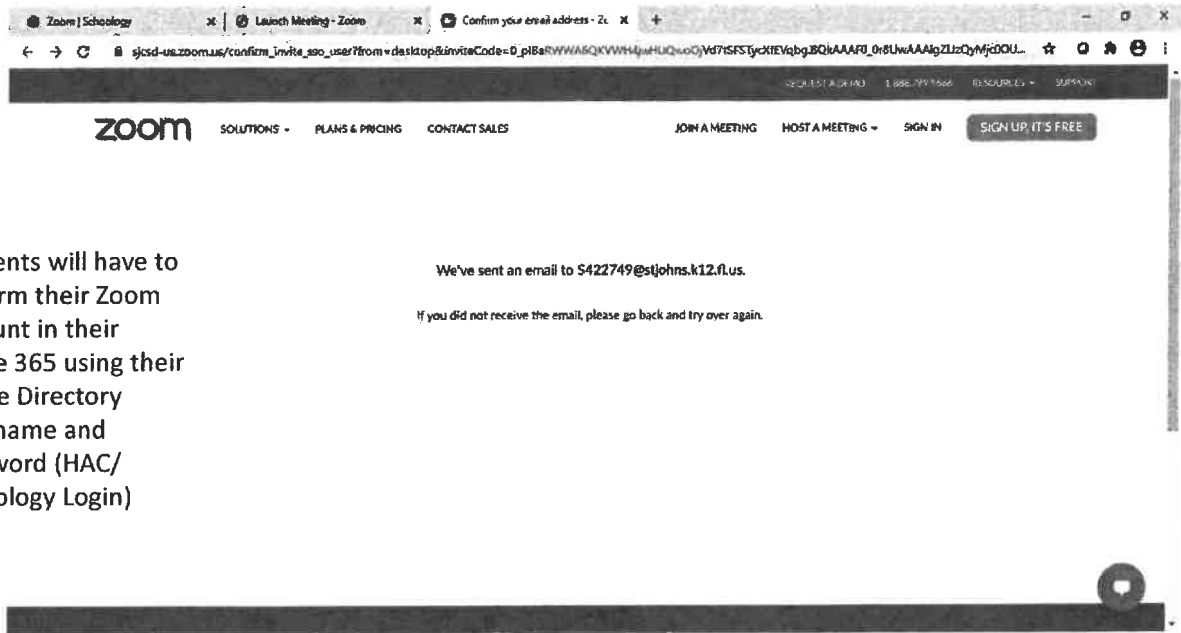
## Confirm your email address

Welcome! Please confirm your email below to get started.

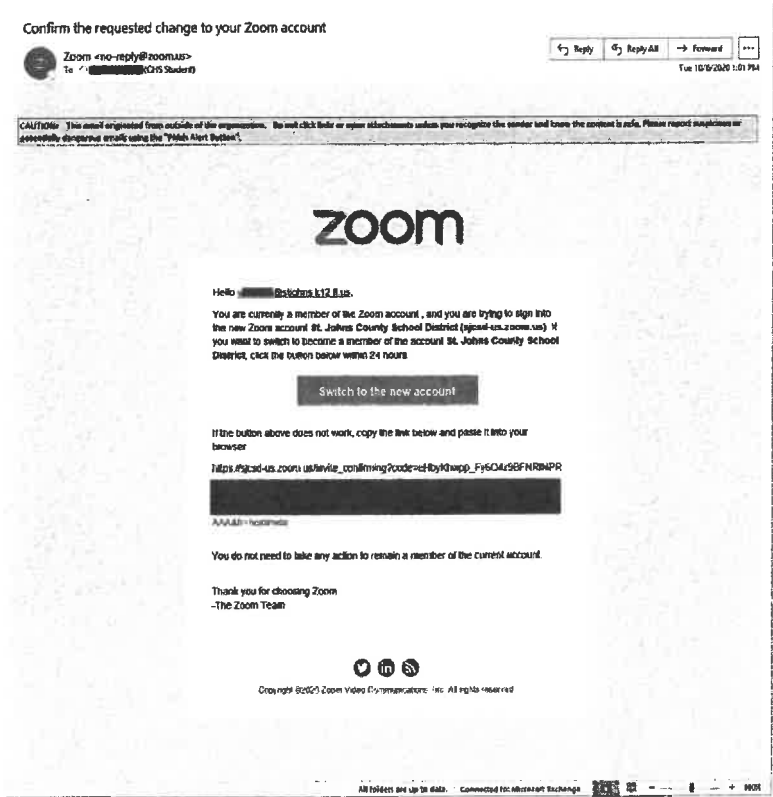
zjohns.k12.fl.us

Confirm your email address

Students will have to confirm their Zoom account in their Office 365 SCHOOL DISTRICT EMAIL using their Active Directory Username and Password (HAC/Schoolology Login)



Students will have to confirm their Zoom account in their Office 365 using their Active Directory Username and Password (HAC/Schoology Login)



Students will go to there Office 365 email and login with their active directory email and password and confirm and switch their account Zoom Account

**By accepting this invitation, you are switching to a new Zoom account**

Before you switch, be aware of the following:

- After you switch, you can still access your own data, such as your meetings and recordings.
- Your role in the new account will be "member". This role might have fewer privileges than your role in your current account.
- Your new account might not provide access to all of the features you have in your current account.

I Acknowledge and Switch



Students will now be able to access their School district Zoom account.

Your account has been switched successfully

You are now a member of the Zoom account St. Johns County School District.

Sign In to Profile Page

