



# ST. JOHNS RIVER STATE COLLEGE

## Scholarship Application for SJR State Foundation


Please follow the **8 steps** below, in order to submit your application successfully.

**Step 1:** Visit [www.sjrstate.edu/scholarships.html](http://www.sjrstate.edu/scholarships.html)

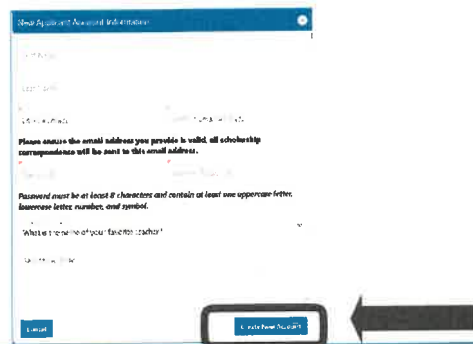
**Step 2:** Select ***“Scholarships Apply Now”*** near the bottom of the webpage.



**Step 3:** Select ***“Create New Account”***




**Step 4:** Fill in the ***“New Applicant Account Information”*** and then select Create New Account



**See other side for more steps**

## Step 5: Login with Email and Password you just created.



The screenshot shows a login interface with a light blue header. Below the header are two input fields: 'Email Address' and 'Password'. A blue button labeled 'Login' is positioned below the password field. Underneath the 'Login' button is a link that says 'Do not remember password?'. At the bottom of the form is a yellow button labeled 'Create New Account'.

## Step 6: Read through *The Process Screen* and sign that you understand, by typing your name.

By signing this form, I acknowledge that I have fully read and understood the scholarship instructions displayed above.

Save and Continue

## Step 7: Begin your scholarship application!

Please have the following items prepared and ready for upload:

- 500-word Essay
- 2 letters of recommendation

**Step 8:** Either select **Save for Editing** OR **Submit Application** before leaving the application. Do NOT submit unless you are finished!

Select if you will be returning to work on it later



Save For Editing



Submit Application

Select if complete.

## Don't forget

## The SJR State scholarship application

## deadline is April 1.

Only recipients will be notified.